



# **DR. V.R.K WOMEN'S COLLEGE OF ENGINEERING AND TECHNOLOGY**

Approved by AICTE & Premitted by Government of Telangana State  
Affiliated to Jawaharlal Nehru Technological University Hyderabad  
Aziznagar (V), Moinabad (M), R.R. Dist. 500 075 - T.S.  
Contact No. 7893044962 / 08413235962  
Website : [www.drvrkwomenscollege.com](http://www.drvrkwomenscollege.com)

---

# **INCOME AND EXPENDITURE STATEMENT FOR THE FINANCIAL YEAR 2022-2023**





  
PRINCIPAL  
DR.V.R.K WOMEN'S COLLEGE  
OF ENGINEERING AND TECHNOLOGY

**Dr. V.R.K. WOMEN'S COLLEGE OF ENGINEERING & TECHNOLOGY, AZIZNAGAR (V), MOINABAD (M), R.R. DIST.**  
**INCOME AND EXPENDITURE STATEMENT FOR THE YEAR ENDING 01.04.2022 TO 31.03.2023**

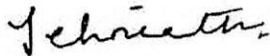


Expenditure		Rs	Income	Rs
Salaries		3,83,40,000	Fee Collection	14,00,000
Avertisement Charges		1,92,884	<b>Other Receipts</b>	
Electricity Charges		10,44,690	Alumni Contribution	1,71,000
Telephone Charges		41,073	Sponsored Research	-
Profession & Consultancy Charges		7,06,650	Consultancy from Industry	-
Consumables		2,82,682	Others	-
E-Resource - DELNET Renewal	14,080.00			
- JGATE Renewal	73,630.00	87,710		
Repairs & Maintenance				
- Electricity Maintenance	1,59,116.00			
- Building Maintenance	8,65,000.00			
- Computer Maintenance	3,20,000.00			
- AMC-Website	70,000.00			
- AMC-Bio Gas	50,000.00			
- AMC ERP	1,00,000.00	15,64,116		
Internet		48,000		
Printing and Stationery		2,16,048		
Financial Support, Conference, Workshop and Other promoting activities (R&D)		1,52,500		
Training & Travelling Exp.		35,185		
Conveyance		3,60,896		
Audit Fees		3,50,000		
Transportation for Students		30,25,000		
Office and Administrative Expenses		25,482		
Bank Charges		1,09,356		
Security Service Charges		3,72,259		
Affiliation and Other Expenses		5,90,000		
Canteen Expenses		1,30,846		
Staff Welfare		30,020		
Misc. Expenses		14,067		
Property Tax		2,67,690		
Professional Tax		83,145		
Diesel		1,03,476		
Net Loss		(4,93,15,485)		
Depreciation		27,12,710		
<b>Total Expenditure</b>		<b>15,71,000</b>	<b>Total Income</b>	<b>15,71,000</b>
<b>Workings</b>				
Total Expenditure with Salary		5,08,86,485		
Total Expenditure without Salary		1,25,46,485		
total number of students		161		
cost per student with salary		3,16,065		
Cost per student without salary		77,928		
For Dr. VRK Educational Society			For Bhaskara Rao & Associates	
<i>Jehniath</i>			Chartered Accountant	
(Ms. Shadan Tehniath)			F.R.N.0061715	
President			<i>Prashanth</i>	
			P. Prashanth	
			Partner	
			M.No.211208	

*[Signature]*  
**PRINCIPAL**  
**DR.V.R.K WOMEN'S COLLEGE**  
**OF ENGINEERING AND TECHNOLOGY**



Dr. V.R.K. WOMEN'S COLLEGE OF ENGINEERING & TECHNOLOGY, AZIZNAGAR (V), MOINABAD (M), R.R. DIST.

Balance Sheet for the year ending 31st March, 2023

Liabilities		Amount Rs.	Assets	Amount Rs.
Corpus Fund		0	Fixed Assets as per Schedule-I	12191729
Founder Member Contribution		1224000		
Revenue Reserves	-123016182		<u>Current Assets</u>	
Add: Current year excess	<u>-49315485</u>	-172331667	Cash & Bank	112020
<b><u>Current Liabilities</u></b>			<b><u>Loans &amp; Advances</u></b>	
Advance Fee received		0	Electricity Deposit	352222
TDS Payable		367174	Telephone Deposit	500
Loan from Medical		182951664		
Professional Charges Payable		41300		
EPF Payable		383000		
ESI Payable		21000		
		<b>12656471</b>		<b>12656471</b>
For Dr. VRK Educational Society			For Bhaskara Rao & Associates Chartered Accountant	
(Ms. Shadan Tehniath) President			F.R.N.0061715 P. Prashanth Partner M.No.211208	




PRINCIPAL  
DR. V.R.K. WOMEN'S COLLEGE  
OF ENGINEERING AND TECHNOLOGY

FIXED ASSETS DEPRECIATION SCHEDULE-I FOR THE FY 2022-23

Particulars	Dep. Rate	WDV as on 01.04.2022	Additions	Delections	Total	Depreciation for the year	WDV as on 31.03.2023
Land - Aziz Nagar	-	10,80,480.00	-	-	10,80,480.00	-	10,80,480.00
Buildings-Engg College	10%	19,16,319.97	13,85,250.00	-	33,01,569.97	3,30,157.00	29,71,412.97
Air Conditioner	15%	57,276.61	-	-	57,276.61	8,591.49	48,685.12
Vehicles	15%	3,52,304.63	12,65,000.00	-	16,17,304.63	2,42,595.69	13,74,708.93
Computers	40%	33,55,670.46	-	-	33,55,670.46	13,42,268.18	20,13,402.27
Electrical Equipments	15%	3,87,685.69	-	-	3,87,685.69	58,152.85	3,29,532.84
Furnitures & Fittings	10%	6,94,451.01	-	-	6,94,451.01	69,445.10	6,25,005.91
Generator	15%	773.61	-	-	773.61	116.04	657.57
Lab Equipment	15%	19,38,918.34	3,07,286.00	-	22,46,204.34	3,36,930.65	19,09,273.69
Office Equipment	15%	4,79,460.97	-	-	4,79,460.97	71,919.15	4,07,541.82
Projector	15%	17,514.35	-	-	17,514.35	2,627.15	14,887.20
Xerox Machine	15%	1,07,291.60	-	-	1,07,291.60	16,093.74	91,197.86
Lifts	15%	96,825.90	-	-	96,825.90	14,523.88	82,302.01
Fire Equipment	15%	81,570.26	-	-	81,570.26	12,235.54	69,334.72
Water Dispenser	15%	1,02,114.86	-	-	1,02,114.86	15,317.23	86,797.63
Water Purification Plant	15%	4,74,832.02	32,000.00	-	5,06,832.02	76,024.80	4,30,807.22
Solar Energy Systems	15%	2,24,416.75	-	-	2,24,416.75	33,662.51	1,90,754.24
Library Books	15%	2,32,285.37	1,13,739.00	-	3,46,024.37	51,903.66	2,94,120.71
Digital Library	15%	2,00,972.41	-	-	2,00,972.41	30,145.86	1,70,826.55
	<b>TOTAL:-</b>	<b>1,18,01,164.81</b>	<b>31,03,275.00</b>	<b>-</b>	<b>1,49,04,439.81</b>	<b>27,12,710.54</b>	<b>1,21,91,729.27</b>

For Dr. VRK Educational Society


(Ms. *Jehriath*)  
President




For Bhaskara Rao & Associates

Chartered Accountant  
F.R.N.0061715

P. Prashanth  
Partner  
M.No.211208



*[Signature]*  
PRINCIPAL  
DR. V.R. WOMEN'S COLLEGE  
OF ENGINEERING AND TECHNOLOGY







**Dr. V.R.K. WOMEN'S COLLEGE OF ENGINEERING & TECHNOLOGY, AZIZNAGAR (V), MOINABAD (M), R.R. DIST.**

**RECURRING EXPENDITURE STATEMENT FOR THE YEAR ENDING 01.04.2022 TO 31.03.2023**

<b>2022-23</b>					
Particulars	CSE	ECE	EEE	S&H	TOTAL
	Rs.	Rs.	Rs.	Rs.	Rs.
Avertisement Charges	54,008	32,790	15,431	90,655	1,92,884
Electricity Charges	2,92,513	1,77,597	83,575	4,91,004	10,44,690
Telephone Charges	11,500	6,982	3,286	19,304	41,073
Profession & Consultancy Charges	1,97,862	1,20,131	56,532	3,32,126	7,06,650
Consumables	79,151	48,056	22,615	1,32,861	2,82,682
E-Resource - DELNET Renewal	3,942	2,394	1,126	6,618	14,080
- JGATE Renewal	20,616	12,517	5,890	34,606	73,630
Repairs & Maintenance	-	-	-	-	-
- Electricity Maintenance	44,552	27,050	12,729	74,785	1,59,116
- Building Maintenance	2,42,200	1,47,050	69,200	4,06,550	8,65,000
- Computer Maintenance	89,600	54,400	25,600	1,50,400	3,20,000
- AMC-Website	19,600	11,900	5,600	32,900	70,000
- AMC-Bio Gas	14,000	8,500	4,000	23,500	50,000
- AMC ERP	28,000	17,000	8,000	47,000	1,00,000
Internet	13,440	8,160	3,840	22,560	48,000
Printing and Stationery	60,493	36,728	17,284	1,01,543	2,16,048
Financial Support, Conference, Workshop and Other promoting activities (R&D)	42,700	25,925	12,200	71,675	1,52,500
Training & Travelling Exp.	9,852	5,981	2,815	16,537	35,185
Conveyance	1,01,051	61,352	28,872	1,69,621	3,60,896
Audit Fees	98,000	59,500	28,000	1,64,500	3,50,000
Transportation for Students	8,47,000	5,14,250	2,42,000	14,21,750	30,25,000
Office and Administrative Expenses	7,135	4,332	2,039	11,977	25,482
Bank Charges	30,620	18,591	8,748	51,397	1,09,356
Security Service Charges	1,04,233	63,284	29,781	1,74,962	3,72,259
Affiliation and Other Expenses	1,65,200	1,00,300	47,200	2,77,300	5,90,000
Canteen Expenses	36,637	22,244	10,468	61,498	1,30,846
Staff Welfare	8,406	5,103	2,402	14,109	30,020
Misc. Expenses	3,939	2,391	1,125	6,611	14,067
Property Tax	74,953	45,507	21,415	1,25,814	2,67,690
Professional Tax	23,281	14,135	6,652	39,078	83,145
Diesel	28,973	17,591	8,278	48,634	1,03,476
Depreciation	7,59,559	4,61,161	2,17,017	12,74,974	27,12,710
<b>TOTAL:-</b>	<b>35,13,016</b>	<b>21,32,902</b>	<b>10,03,719</b>	<b>58,96,848</b>	<b>1,25,46,485</b>
For Dr. VRK Educational Society <i>Shadan Tehniath</i> (Ms. Shadan Tehniath) President	For Bhaskara Rao & Associates Chartered Accountant F.R.N.0061715 <i>Bhaskara Rao</i> P. Prashanth Partner M.No.211208				





*Principal*  
**PRINCIPAL**  
DR.V.R.K WOMEN'S COLLEGE  
OF ENGINEERING AND TECHNOLOGY

Dr. V.R.K. WOMEN'S COLLEGE OF ENGINEERING & TECHNOLOGY, AZIZNAGAR (V), MOINABAD (M), R.R. DIST.  
NON-RECURRING EXPENDITURE STATEMENT FOR THE YEAR ENDING 01.04.2022 TO 31.03.2023

Year	CSE	ECE	EEE	S & H	TOTAL
	Rs.	Rs.	Rs.	Rs.	Rs.
2022-23	8,68,917	5,27,557	2,48,262	14,58,539	31,03,275

For Dr. VRK Educational Society


  
(Ms. Shadan Tehniath)  
President




For Bhaskara Rao & Associates


Chartered Accountant

F.R.N.0061715

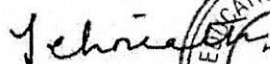



  
P. Prashanth  
Partner

M.No.211208



  
PRINCIPAL  
DR.V.R.K WOMEN'S COLLEGE  
OF ENGINEERING AND TECHNOLOGY

**Dr. V.R.K. WOMEN'S COLLEGE OF ENGINEERING & TECHNOLOGY, AZIZNAGAR (V), MOINABAD (M), R.R. DIST.  
INSTITUTIONAL LEVEL INCOME AND EXPENDITURE AND COST PER STUDENT FOR THE YEAR 01.04.2022 TO 31.03.2023**

FY 2022-23		CSE	ECE	EEE	S & H	TOTAL
Salaries		1,07,35,200	65,17,800	30,67,200	1,80,19,800	3,83,40,000
Recurring		35,13,016	21,32,902	10,03,719	58,96,848	1,25,46,485
Recurring including Salaries A		1,42,48,216	86,50,702	40,70,919	2,39,16,648	5,08,86,485
Non Recurring B		8,68,917	5,27,557	2,48,262	14,58,539	31,03,275
Total	C= A+B	1,51,17,133	91,78,259	43,19,181	2,53,75,187	5,39,89,760
No students	D	88	15	9	49	161
cost per student	E = C/D	1,71,786	6,11,884	4,79,909	5,17,861	3,35,340
For Dr. VRK Educational Society  (Ms. Shadan Tehniath) President 		For Bhaskara Rao & Associates Chartered Accountant F.R.N.0061715  P. Prashanth Partner M.No.211208 				



  
PRINCIPAL  
DR.V.R.K WOMEN'S COLLEGE  
OF ENGINEERING AND TECHNOLOGY